



**The Water Detective!**  
**El Detective Del Agua**

A Fun-Filled Learning Adventure for Elementary School Kids



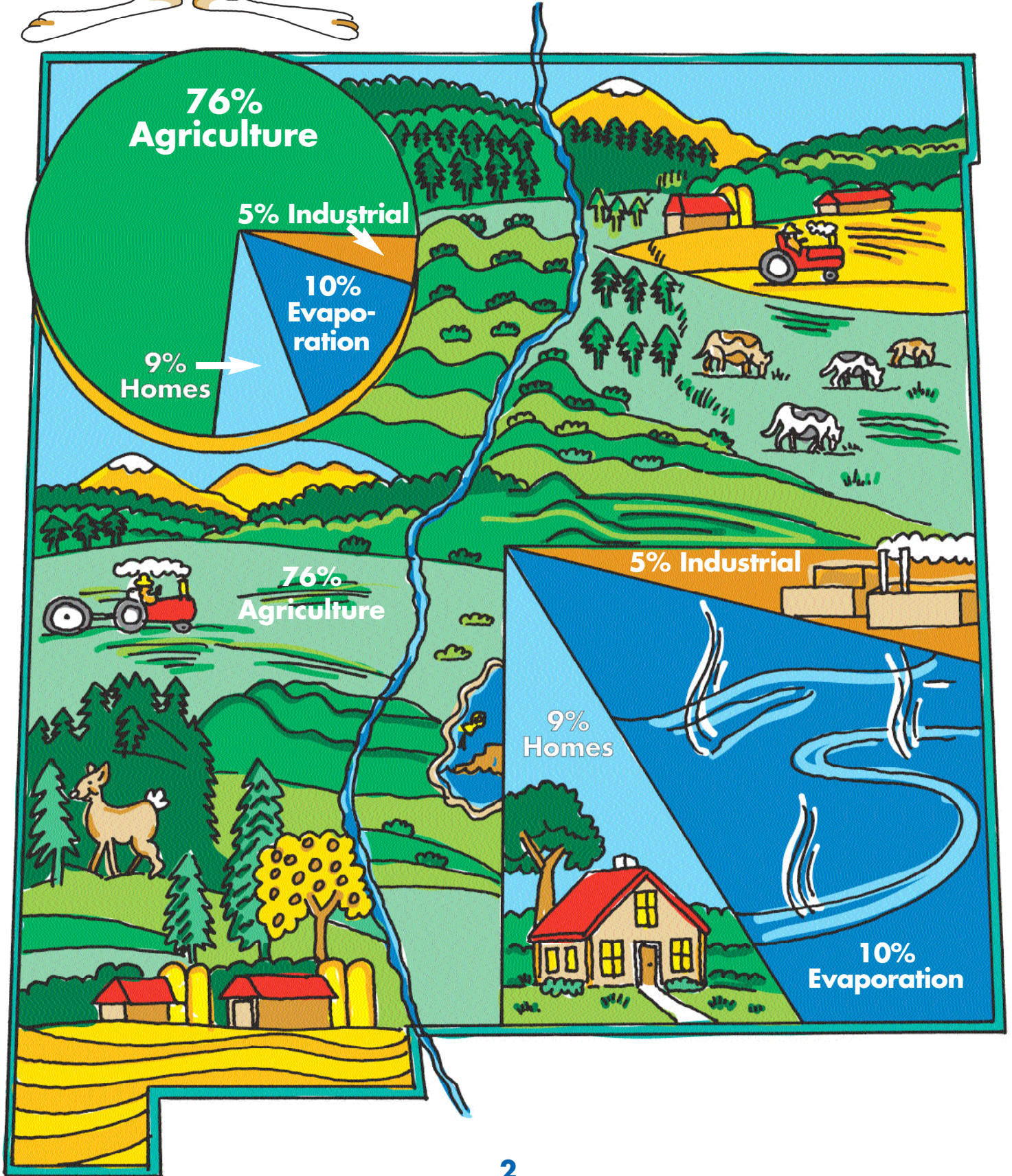
New Mexico Office of the State Engineer

# How Does New Mexico Use Its Water?



New Mexico uses most of its water for agriculture (farming).

Nuevo Méjico usa la mayor parte de su agua para la agricultura (el cultivar).



# The Ways We Irrigate Has Changed Over the Years.

Irrigation means watering plants.

Connect the dots to see the different ways to water.

Spanish immigrants established water ditches called acequias.

*Jose, Acequia Mayordomo*



Long ago, Native Americans carried their water in large clay jars.

*Sunshine, Water Carrier*



Today, we use drip irrigation, which puts water right at the plant's roots.

*Annie, Drip Irrigation Installer*

# Home Water Detective

Circle all of the places where water is used.

Indique con un círculo los lugares en donde se utiliza el agua.

Can you think of any other places in your home where water is used?

---

---

---

---

---

---

During the day,  
I live in a burrow underground  
where it is cool and moist.  
Help me find where water is used inside  
and outside this New Mexican home.




# How My Family And I Use Water

Let's find out how much water you and your family use at home.  
Place this page where everyone can see it. Ask everyone in your family to make a mark next to the drawing every time they use water.



Flush the toilet

Limpie el escusado con un chorro de agua




Wash clothes

Lava ropa



Take a bath or shower

Tomar un baño



Wash dishes

Lava platos



Brush teeth

Cepillo los dientes



Water the lawn and garden

Rieque el patio y el jardín

# Saving Water

Draw a picture of how you can conserve water. Here are some ideas:

Dibuje un cuadro de cómo usted puede conservar el agua. Aquí están algunas ideas:



1. Fix leaky faucets and toilets.
2. Wash only full loads in the dishwasher and clothes washer.
3. Don't use the hose to clean the sidewalk.
4. Catch rain to water plants.

Can you think of any other ways to save water?

5. \_\_\_\_\_
6. \_\_\_\_\_
7. \_\_\_\_\_
8. \_\_\_\_\_





## Bosque Water Detective

All living things need water. Circle all of the living things in this picture that need water.  
 Indique con un circulo las cosas vivas en este cuadro que necesitan el agua.

Can you think of other things in the bosque that need water?  
 Write your answers on the lines to the right.

---



---



---



---




---



---

Kangaroo rats like me  
 can produce  
 tiny amounts of water  
 in our stomachs.  
 The food I eat  
 combines with the  
 oxygen I breathe to  
 make water!





## Where Does Our Water Come From?

Do you know where water comes from before it gets to your faucet?

Follow the numbers to follow the flow of water.


¿Sabe usted de dónde viene el agua antes de que llegue a su valvula?

Siga los números para seguir el flujo del agua.

1. Snow falls on New Mexico's mountains.
2. Snow melts and flows into streams and lakes.
3. Rain falls onto the ground so plants can grow.
4. Some of the rain seeps deep underground into aquifers.
5. Farmers get their water from streams and acequias.

6. Some water is pumped from underground through wells
7. Some water is pumped out of rivers for towns and cities.
8. Water is pumped to a treatment plant to make sure it is clean enough to drink.
9. Water is stored in big storage tanks.
10. Water flows from the storage tanks to homes, stores and factories.
11. Water is used for washing, drinking, flushing toilets, and more.
12. Used water flows through sewer pipes to a treatment plant.
13. At the treatment plant, water is cleaned.
14. Clean water is pumped back into the aquifer or river.





**Finish**

**Used**

Move back 4 spaces

Move forward 1 space

Move forward 2 spaces

Move back 1 space

Move back 5 spaces

Move back 3 spaces

Move forward 3 spaces

Move back 3 spaces

Move forward 1 space

Move forward 3 spaces

Move back 2 spaces

Move forward 4 spaces

Move back 3 spaces

**Start**

**Aquifer**

# Aquifer Game

**How To Play:**  
 Put 20 buttons on the AQUIFER space and 20 buttons in the USED space. These buttons are New Mexico's water. Place an extra button at the START as your game piece. Working as a team or by yourself, roll a die to see how many spaces to move your game piece forward. When you land on a water drop, roll the die again. If you're on a red drop, take that number of pieces out of the AQUIFER and put them in the USED spot. When you are on a blue drop, take that number of pieces from USED and put them in AQUIFER. At the end of the game, count the number of buttons in the AQUIFER. Are there more buttons in the AQUIFER that when you started? If so, you saved water!

# The Mayor's Bath

Adapted from a children's book *The Sultan's Bath* by Victor G. Ambrus

Once there was a very dry city in a desert where it almost never rained. Water was always scarce. Every night the mayor of this very dry city sent his staff out to collect all the water they could find for the mayor's daily bath.

The mayor enjoyed his morning bath very, very much. He loved to float his toy boat in his bath water.

One morning the mayor jumped into his bath as usual, and he hit the bottom of the tub hard! All the water collected for the mayor's bath had been stolen overnight! The mayor flew into a rage and ordered his staff to find the thief.

The staff searched the dry city, but they could not find the thief. The bath water continued to disappear night after night. Then, one night when the moon was bright, Miguel the Gardener was spotted carrying two large watering cans full of the mayor's bath water.

Miguel carried the watering cans through a wooden door that led to a secret garden inside a courtyard. Surrounded by his friends—a roadrunner, three coyotes, some kangaroo rats, and birds of many kinds—the gardener began to water his plants.

The staff sent for the police, who dashed into the garden to arrest Miguel.

The roadrunner shrieked and the kangaroo rats ran under the feet of the police.

The coyotes howled and the birds noisily flapped their wings. But it was no use. Miguel was captured and thrown into jail.

The mayor was surprised to hear of the secret garden and went to see it for himself. Flowers were rare in the desert, and he was astonished to see so many beautiful flowering plants. The mayor sat down under the tall sunflowers. Sitting in the garden made him feel very happy and peaceful.



After Miguel was put in jail, no one stole the mayor's bath water. Each morning, the mayor splashed in his bath and then went to sit in the garden. But, alas, the flowers soon began to fade and the plants began to die. The roadrunners and the birds and the little kangaroo rats began to droop and hide. The Mayor grew sadder every day.


Now, while Miguel had been in prison, he had been thinking. Miguel told the mayor to have his bath as usual. Then, after the mayor's bath, Miguel would take the water to use in the garden.

Very soon everything in the garden was growing again, and even the mayor was lending a helping hand. For the rest of their lives the mayor and Miguel tended their garden—right after the mayor took his daily bath.



# Water Poetry

Write A Poem About Water!  
¡Escribir un poema sobre el agua!



A large, light blue water drop shape is centered on the page. Inside the drop, there are ten horizontal black lines for writing a poem.

I have pouches where I can store seeds.  
My pouches are on the *outside* of my cheeks.  
I can store seeds without opening my mouth!



**WATER USE AND  
CONSERVATION  
BUREAU**  
New Mexico Office  
of the State Engineer



**CITY OF SANTA FE**  
Water Division

Albuquerque Bernalillo County  
**Water Utility Authority**

**City of Las Cruces**  
PEOPLE HELPING PEOPLE

City of Rio Rancho  
Water Conservation Office  
CONSERVE TODAY. PRESERVE TOMORROW.